

Leakmaster

Gun applied, water-swellable, waterstop paste

USES

- For bonding Hydrotite profiles to rough concrete surfaces
- Water sealing joints of cast in-situ concrete
- Water sealing around "H" section steel joists
- Sealing rough surfaces
- Shotcrete
- Box culverts
- Can support 20 m heads of water
- Excellent for pipe penetration
- To provide sealing around traditional PVC waterstops to provide a 'belts and braces' seal before a concrete pour

ADVANTAGES

- Easy application to smooth and uneven surfaces as a moisture-cure one component type water-swelling sealant
- Physical properties: after hardening, it has better physical properties than those of conventional putty type sealants
- Water swelling up to approx. 2 times in volume as a result of its water absorption and swelling mechanisms. Provides excellent water sealing properties (for construction joints) without losing its rubberlike elasticity
- Good adherence: before swelling It adheres to various materials such as concrete, metal, glass, etc

DESCRIPTION

Leakmaster LV-1 is a one component polyurethane water-swelling sealant with excellent and unique physical properties. Its development was based on technology and experience in water-swelling waterstops i.e. Hydrotite.

It can be applied to joints, etc., in civil engineering, construction and water services for seals where conventional solid waterstops cannot be applied easily.

After hardening, it has excellent physical properties together with rubberlike elasticity and excellent water sealing properties.

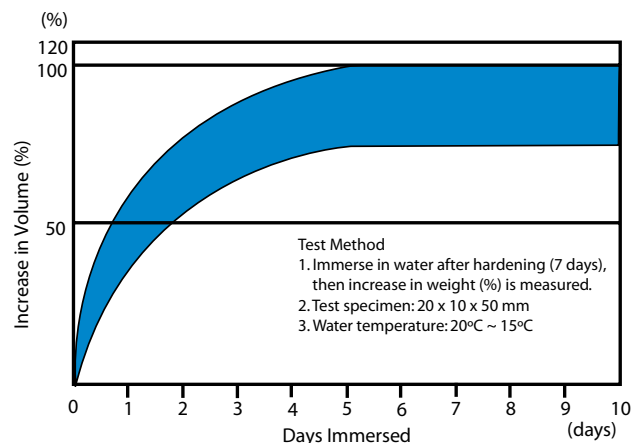
PROPERTIES

Appearance:	Putty-like
Colour:	Grey
Specific gravity:	1.30
Extrudability:	Within 20 sec. (at 23°C)
Slump:	Max. 3 mm (at 23°C)
Tack-free time:	Within 8 hours (at 23°C, 60% R.H)

PROPERTIES AFTER HARDENING

Hardness:	35 (Spring-A-Type) JISK 6253
Tensile strength:	2.94 MPa JISK 6251
Elongation:	1250% JISK 6251
Tear strength:	9.8 N/mm JISK 6252

SWELLING PROPERTIES



Leakmaster

ADHESION PROPERTIES

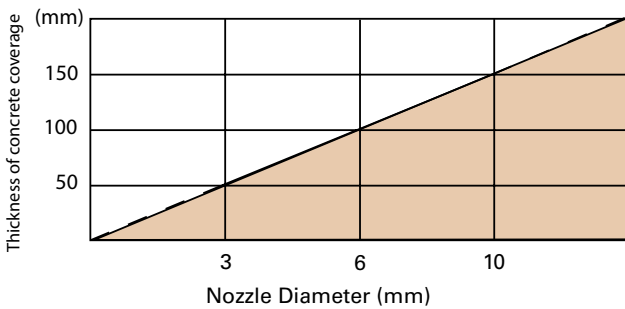
	Steel	Aluminium	Mortar
50% Modulus (MPa)	0.44	0.64	0.64
Max Tensile Strength (MPa)	0.69	1.20	1.09
Elongation at Break (%)	330	580	570

CONCRETE COVER

Cover the applied Leakmaster with enough thickness of concrete coverage in order to avoid concrete crack (refer to Figure 1 below).

A 320 ml cartridge will provide enough material for approx. 3 meters when gunned to form a 10 mm diameter bead.

Figure 1:



APPLICATION INSTRUCTIONS

Surface should be clean and dry, remove all debris, loose material, grease, oil and any organic materials.

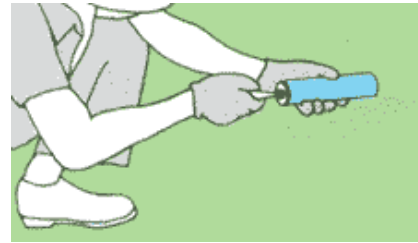
Break the moisture proofing aluminium foil on top of the cartridge and remove metal back seamer from the bottom.

Cut the nozzle to appropriate position diagonally (refer to Figure 1 above for bead diameter).

Place Leakmaster cartridge in suitable cartridge gun. Apply Leakmaster continuously without a break to the place to be sealed.

A minimum of 12 hours should be allowed before applying hand placed concrete and should be left 24 hours for large pours where there is no guarantee that concrete will not be poured directly on to the seal.

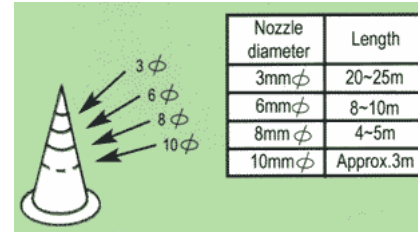
Leakmaster should be protected from any ponding of water whilst curing to prevent premature expansion.



1. Break the moisture-proofing aluminium foil on top of the cartridge, and remove the metal back seamer from the bottom.



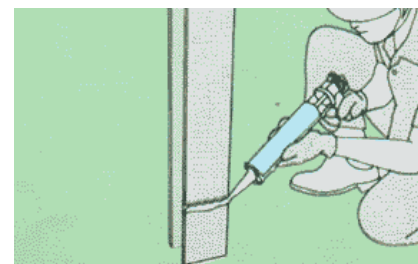
2. Cut the nozzle at the appropriate position diagonally.



3. Average extrudable length vs nozzle diameter.

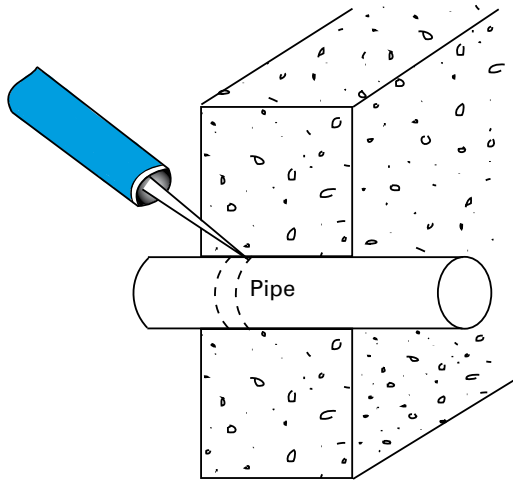


4. Set the cartridge to the caulking gun.

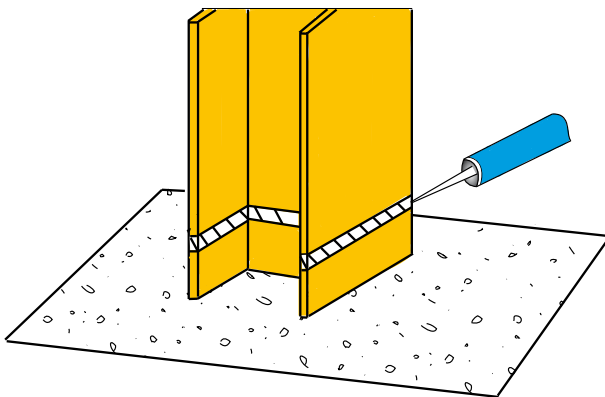


5. Apply Leakmaster continuously without a break to the place to be sealed.

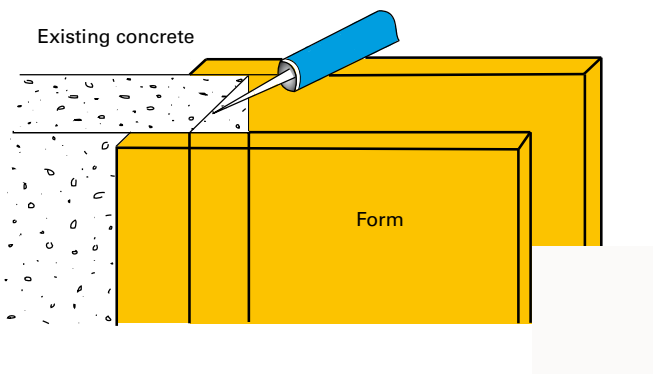
Leakmaster



- Watersealing for drilling part
- Perfect sealing after application



- Easy application to corners
- Less gap due to excellent adherence



- Easy application to uneven surface
- High resistance to expansion and construction after application
- High sealing performance for construction joints

PACKAGING

320 ml cartridge

12 or 24 cartridge cartons

LIMITATIONS

Leakmaster should not be used for expansion joints or for joints subject to significant repetitive movements.

Do not use in open face joints. i.e. Leakmaster should not be used as a sealant in general building applications.

Avoid eye and skin contact. Use only in well ventilated areas.

Do not leave in water for longer than 6 hours.

STORAGE

Store in a cool, dark, and dry place below 32°C. Use within its shelf life of 12 months after the production date shown on cartridge. Use product up within 24 hours after breaking moisture-proofing foil.